

New Earswick Explore Gateway Pen Portrait

The Building

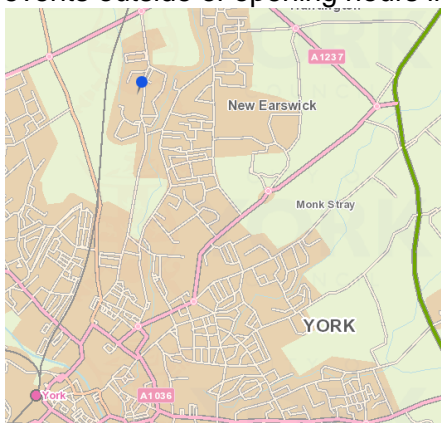
The library is currently in the same building as New Earswick Primary School. In May 2018, it will move to the Folk Hall in partnership with JRHT

There will be good access to parking and a cafe as well as a range of activities within the Hall. There is a bus stop immediately outside. The library is accessible, with facilities such as ramp access and an accessible toilet. It is open 30.5 hours per week currently, having extended its hours when Haxby Library was closed due to building collapse, but this does not include any evening provision. Opening hours will be able to be increased once the move has happened.



Community Assets

New Earswick Explore Gateway offers a range of activities within the main body of the library and can run events outside of opening hours if the full space is required. The library helps to combat social isolation



through a varied programme including reading groups, a craft group, and one off activities like minecraft or book swaps. Regular children's activities such as the summer reading challenge contribute towards children's literacy, and there are computer workshops for beginners addressing adult digital literacy too, alongside free PCs and wifi.

A successful volunteering programme at New Earswick Library helps to strengthen community resilience. The library has strong links with local schools, in particular the school within which it is sited, who come in regularly for class visits and book exchanges.

Local community groups use the library for displays and residents can come to the library to take part in consultations, promoting active

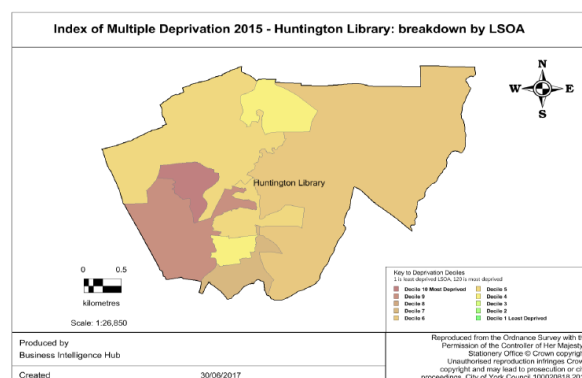
citizenship.

The Folk Hall, managed by Joseph Rowntree Foundation, offers a café, post office and numerous groups and activities from war gaming to a neighbourhood cinema. They also host New Earswick Residents Forum, which works to provide opportunities, grants and facilities for New Earswick people in conjunction with JRHT. JRHT offer digital engagement in conjunction with the library. Our partnership has seen the establishment of weekly drop-in clinics to support local people with IT skills as well as regular workshops at the "digital hub" in the shopping complex. New Earswick Sports & Social Club is home to a number of sports teams. New Earswick Methodist Church may also have some community outreach type activity.

Population profile

The library falls within Huntington and New Earswick Ward, but is more specifically within the west part of the ward, which has higher deprivation according to the Index of Multiple Deprivation 2015. Across the whole ward, childhood obesity and educational qualifications are poor, and other measures like premature mortality and anti-social behaviour are not, but need in the West of the ward is greater than across the ward as a whole.

The population of Huntington and New Earswick not particularly diverse, with 96% of residents identifying a White British in the 2011 census. The age profile is similar to York as a whole, but without the high number of

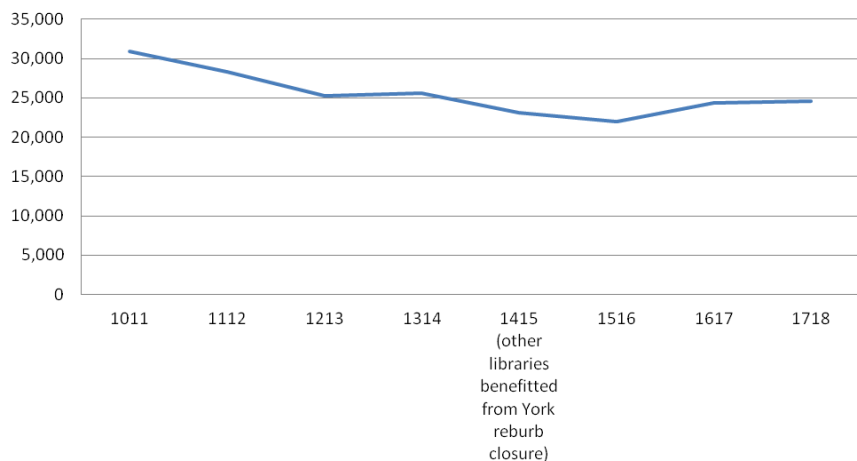


15 to 24 year olds you see in areas closer to the universities, and more older people.

Community cohesion; 85% are satisfied with their area as a place to live and 78% feel that they belong to their local area.

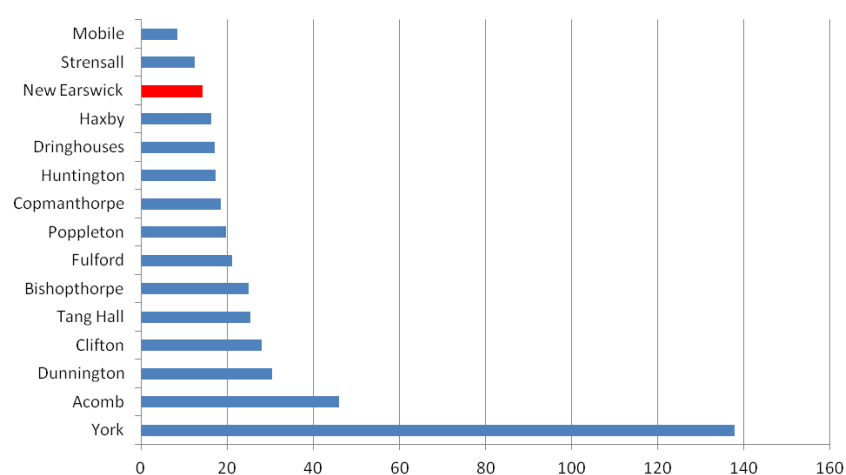
Current Usage

Physical Visits to New Earswick Library over time



Visits including Reading Cafes		1718
1	York	426440
2	Acomb	109785
3	Rowntree Park	93253
4	Tang Hall	55352
5	Homestead Park	42693
6	Clifton	40212
7	Bishopthorpe	28397
8	Huntington	25734
9	Haxby	25337
10	Fulford	25322
11	New Earswick	24544
12	Copmanthorpe	23164
13	Poppleton	23137
14	Dringhouses	22924
15	Dunnington	20404
16	Mobile	14091
17	Strensall	13129
18	Sycamore House	255

Library visits per opening hour during half terms



(Used half term figures to exclude anomalies caused by classroom use of libraries at New Earswick and Fulford)

The user profile of New Earswick departs from the population profile most significantly in terms of having more women (71% of users, 53% of population) and more retired people (48% of users, 20% of population). However, these trends are fairly common in libraries, and only slightly more skewed at New Earswick than normal. Of all the libraries; New Earswick's has the by far the freshest user base – 46% of

customers surveyed had been using the library for 1 year or less, compared with 18% across Explore York Libraries as a whole.